

T&B® Fittings



T&B Catalog Number: 2237
UPC Number: 78621002237
Description: 3/4" Service Entrance Cable Connector, Die Cast Zinc; Gland-Steel-Electro Zinc Plated; Retaining Ring-Stainless Steel; Bushing-Neoprene. Cable opening-.230 x .430.
Status: Active



Features

- Neoprene bushing, resists oil and water; grips cable the full length of the bushing providing adequate strain relief without damaging outer jacket.
- Taper threaded body, stainless steel retaining ring protects cable jacket against abrasion; reduces installing torque effort.
- Rugged ribbed steel gland construction, suitable for Type SE & USE service entrance cable.

Application

To connect service entrance cables to a meter box or an enclosure.

General

Material Die Cast Zinc
Cable Opening (inches) .230 x .430

Dimension Information

Hub Size (inches) 3/4
Dimension A (inches) 1 9/16
Dimension B (inches) 9/16
Dimension C (inches) 1 7/32
Dimension D (maximum) (inches) 0.230
Dimension E (minimum) (inches) 0.320
Dimension E (maximum) (inches) 0.430
Dimension F (inches) 13/16
Dimension G (inches) 1 3/8
Dimension H (inches) 1 3/8

Packaging

T&B Inner Pack 10
Package in Units 100
T&B Sold in UOM Each
T&B Weight Per UOM 20 lbs. per 100

Application Support

Product Overview Available on Website
Specifications Available on Website

Certifications

RoHS Compliance Yes

Certifications



File Nbr:
E 17583

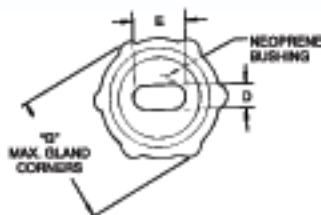
Service Entrance Cable Fittings



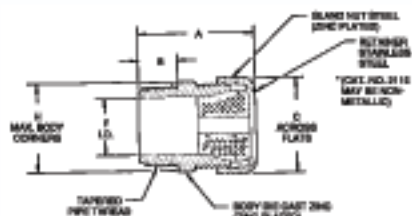
Oil- and water-resistant neoprene bushing specially designed for sealing around underground feeder cable!

Underground Liquidtight Feeder-Cable Fittings

- Stainless steel retaining ring provides bearing surface for glandnut and eliminates cable twist
- Ribbed glandnut tightens easily with wrench to form high-strength connection



T&B Fittings



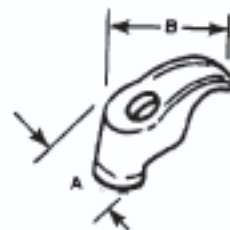
CAT. NO.	HUB SIZE	CABLE OPENING	DIMENSIONS (IN.)									
			A	B	C	D		E		F	G	H
2116-TB*	3"	235 x 500	1 1/4	3/4	1	.060	.235	.350	.500	3/4	1 1/4	1 1/4
2237	3"	230 x 430	1 1/4	3/4	1 1/2	.080	.230	.320	.430	3/4	1 1/4	1 1/4
2238	3"	235 x 465	1 1/4	3/4	1 1/2	.050	.235	.340	.465	3/4	1 1/4	1 1/4
2239	3"	240 x 685	1 1/4	3/4	1 1/2	.060	.240	.500	.685	3/4	1 1/4	1 1/4

* Not CSA Certified
UL File No. E-23017
CSA File No. 2884

Rocking action of foot allows each strap to accept a wide range of wire sizes!

Cable Straps

- Hole for 1/4" screw
- Hot-dipped galvanized malleable iron construction



CAT. NO.	WIRE SIZE	DIMENSIONS (IN.)	
		A	B
1341-TB	2-#10	3/4	1 1/4
1344	3-#6 or 3-#8	3/4	1 1/4
1345*	3-#4 or 3-#2	3/4	1 1/4
1346	3-1/0	3/4	2 1/4
1347	3-4/0	3/4	2 1/4

* Steel, hot dipped galvanized.
UL not applicable
CSA Certified